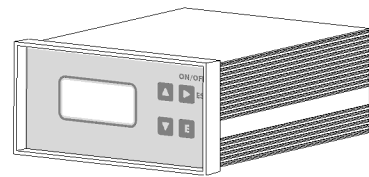


FEATURES

- Backlight LCD display
- Two on/off outputs
- Programmable delay at startup for probe polarization
- Programmable 0÷20mA output
- Stand-by for no flow interlock
- Permanent data recording
- Error management system
- Easy user interface with navi-keys system
- Password protected settings

Microprocessor based Redox controller for panel rail mounting with two programmable outputs.



CONFIGURATION INFO

Model JRHDIG 0 B 00 G 4 3 5 S 00

ELECTRICAL

SIGNAL INPUT

With block connection

POWER SUPPLY

24, 115, 230 VAC; 50/60 Hz

POWER CONSUMPTION

Average 4 W

ON/OFF OUTPUT

Free voltage contact

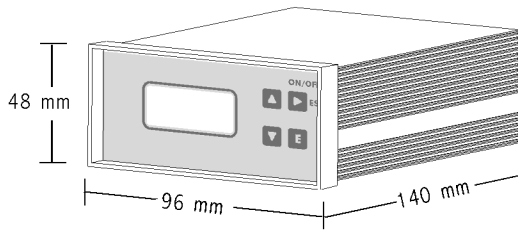
CURRENT OUTPUT

Programmable 0/4÷20mA (max 350 Ohm) galvanic isolated

INPUT

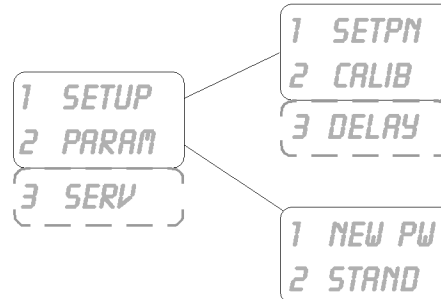
1 Flow sensor

DIMENSION



Mounting hole size: 91x45 mm

"EASY-NAV" MENU



ENCLOSURE

IP40 enclosure

ENVIRONMENT

0°C ÷ 50°C (32°F ÷ 122°F)

0 ÷ 95% (non condensing) relative humidity

ORP (REDOX) ELECTRODES

	ERHS	ERHM	ERHL	ERHHL	ERHM/D
Measuring range	-2000 to +2000 mV	-2000 to +2000 mV	-2000 to +2000 mV	-2000 to +2000 mV	-2000 to +2000 mV
Resolution	1				
Max Pressure/Temperature	7bar/70°C (3,5bar/80°C)	7bar/70°C (3,5bar/80°C)	7bar/70°C (3,5bar/80°C)	6bar/80°C	7bar/70°C (3,5bar/80°C)
Body	Epoxy	Epoxy	Epoxy	Glass	Epoxy
Installation Diameter	12 mm	12 mm	12 mm	PG 13,5	PG 13,5
Electrical Connection	BNC	BNC	BNC	BNC	BNC
Cable Length	0.8 m	4.5 m	15 m	10 m	4,5 cm
Features	-	-	-	high linearity	low ionic

	ERHSN6	ERHMD/100	ERHSC	ERHSC/SN6
Measuring range	-2000 to +2000 mV	-2000 to +2000 mV	-2000 to +2000 mV	-2000 to +2000 mV
Resolution	1			
Max Pressure/Temperature	7bar/70°C (3,5bar/80°C)	7bar/100°C	7bar/70°C (3,5bar/80°C)	7bar/70°C (3,5bar/80°C)
Body	Epoxy	Epoxy	Epoxy	Epoxy
Installation Diameter	PG 13,5	PG 13,5	12 mm	PG 13,5
Electrical Connection	SN6	BNC	BNC	SN6
Cable Length	without cable	4,5 cm	4.5 m	without cable
Features	-	double junction	self-cleaning	self-cleaning