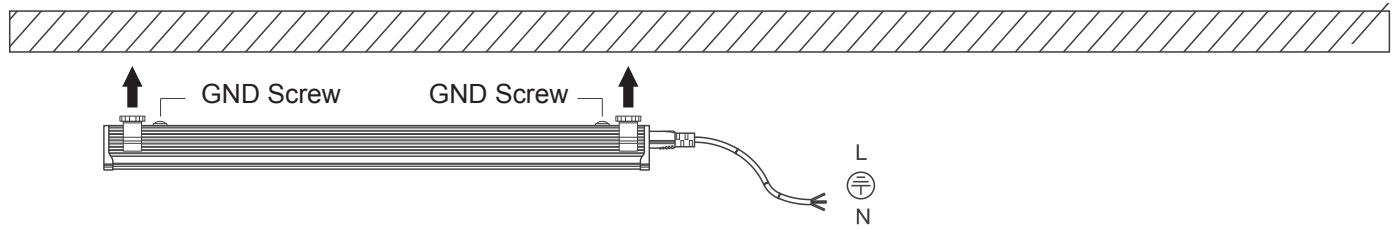


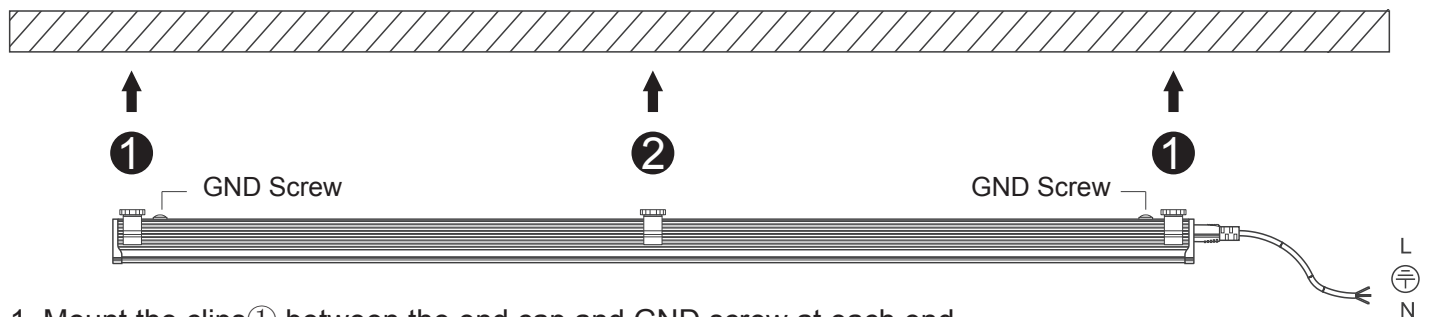
MAGNET CLIPS INSTALLATION POSITION GUIDE

A. For 1ft, 2ft, 3ft and 4ft light (with 2pcs magnet clips)



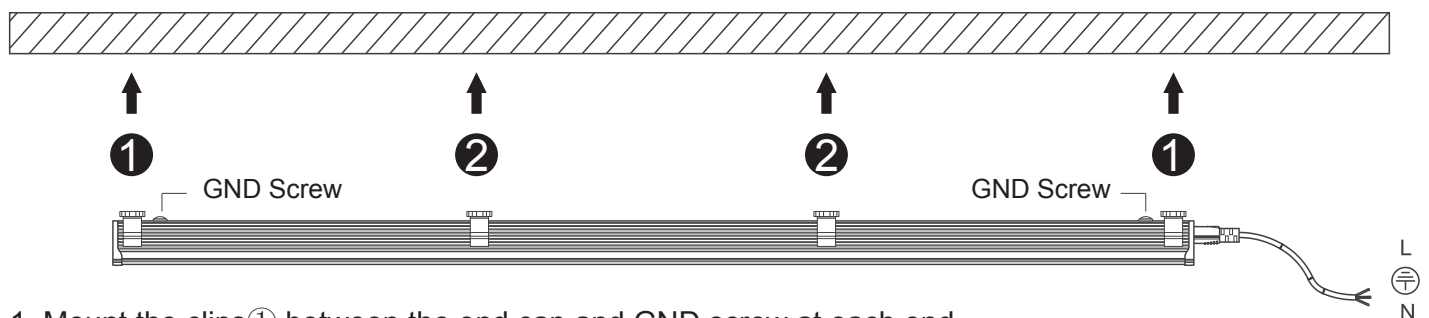
1, Mount the clips between the end cap and GND screw at each end.

B. For 5ft light (with 3pcs magnet clips)



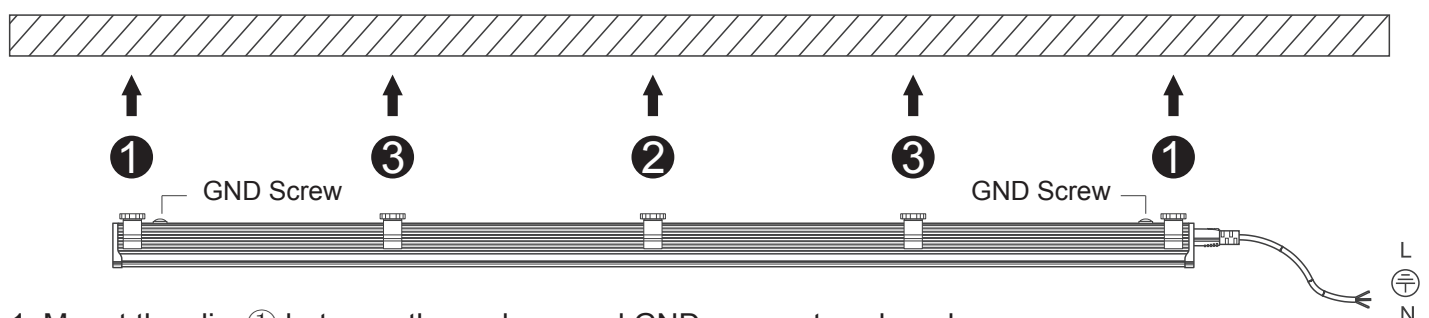
1, Mount the clips ① between the end cap and GND screw at each end.
2, Mount the clip ② at the middle of the light.

C. For 6ft light (with 4pcs magnet clips)



1, Mount the clips ① between the end cap and GND screw at each end.
2, Mount the clips ② at the third position of each side.

D. For 8ft light (with 5pcs magnet clips)



1, Mount the clips ① between the end cap and GND screw at each end.
2, Mount the clip ② at the middle of the light.
3, Mount the clips ③ at the middle between clips ① and clip ②.